

SSP04a

SSP04c

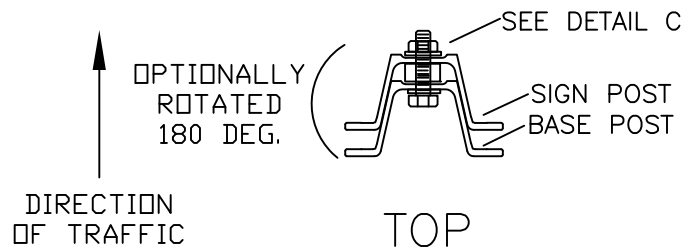
SIDE

FRONT

SIGN POST DESIGNATOR	BASE POST DESIGNATOR
PFP02	PFP02-04
PFP03	PFP03-04
PFP04	PFP04
PFP05	PFP05-06
PFP06	PFP06

SSP04b Not Shown
 UNITS: IN [MM]

BI-DIRECTIONAL
 (ONE, TWO & THREE POST)



TOP

LAP SPLICE BREAKAWAY SYSTEM



SSP04a-c

SHEET NO.	DATE:
1 of 4	09/12/2014

INTENDED USE

The Lap Splice™ breakaway system can be used as a single (SSP04a), double (SSP04b) or triple post (SSP04c) sign support system within an 82 5/8 [2100] span. These systems have been successfully crash tested in both weak and strong soil and were evaluated in accordance with NCHRP Report 350 guidelines. The system meets or exceeded all of the requirements of the AASHTO Standard Specifications for Structural Supports for Highway Signs, Luminaries and Traffic Signals. The Lap Splice™ breakaway system is eligible for use on Federal-Aid projects.

COMPONENTS

The Lap Splice™ breakaway system shall consist of three parts: a base post (PFP02-PFP06), a sign post (PFP02-PFP06) and the splice hardware, which includes a patented threaded spacer bar. The base post shall be min. of 42 [1067] long and can be optionally tapered at one end. The base post shall be of like or greater weight as the sign post, as specified by the user. (See Sheet 1)

The proprietary Lap Splice™ Spacer Bar hardware consists of two Grade 9 fully threaded 5/16 x 1 1/2 [7.9 x 37.5] long plated hex head bolts, two flat washers, and two locking flange nuts (the hex bolts are identified by head markings of “L9”, as well as a red finish), one 5 [127] x 3/4 [19] x 3/8 [9.5] or 5 [127] x 3/4 [19] x 1/2 [12.7] threaded spacer bar. The spacer bars are color coded for use with specific weights of posts; silver colored 3/8 [9.5] thick spacer bars for PFP02 through PFP04 posts; gold colored 1/2 [12.7] thick spacer bars for PFP05 and PFP06 posts. Each spacer bar will be drilled and tapped (18 UNC). The spacer bar shall be fabricated from hot rolled carbon steel bars conforming to AASHTO M183M (ASTM A36M) or M1020. Splice hardware shall be cadmium plated in accordance with the requirements of ASTM A165 or zinc plated in accordance with the requirements of ASTM B633.

The splice bolts may be oriented in either direction. The splice bolts shall be located in holes with at least 1" [25.4 mm] to end of post (1st & 5th typical). In cases where less than the minimum distance from hole is available, the 2nd & 6th holes may be used.

A soil stabilization plate (PLS02) is available for situations when additional soil support is needed. The plate's primary function is providing increased stability to the base post for greater wind load carrying purposes, and increasing the integrity of the base post during vehicular impact. The soil plate is required in soft soil for triple-post installations (SSP04c) that use the PFP06 signpost and is optional in all other configurations.

LAP SPLICE BREAKAWAY SYSTEM

SSP04a-c

SHEET

DATE

2 of 4

09/12/2014

NUCOR

BAR MILL GROUP

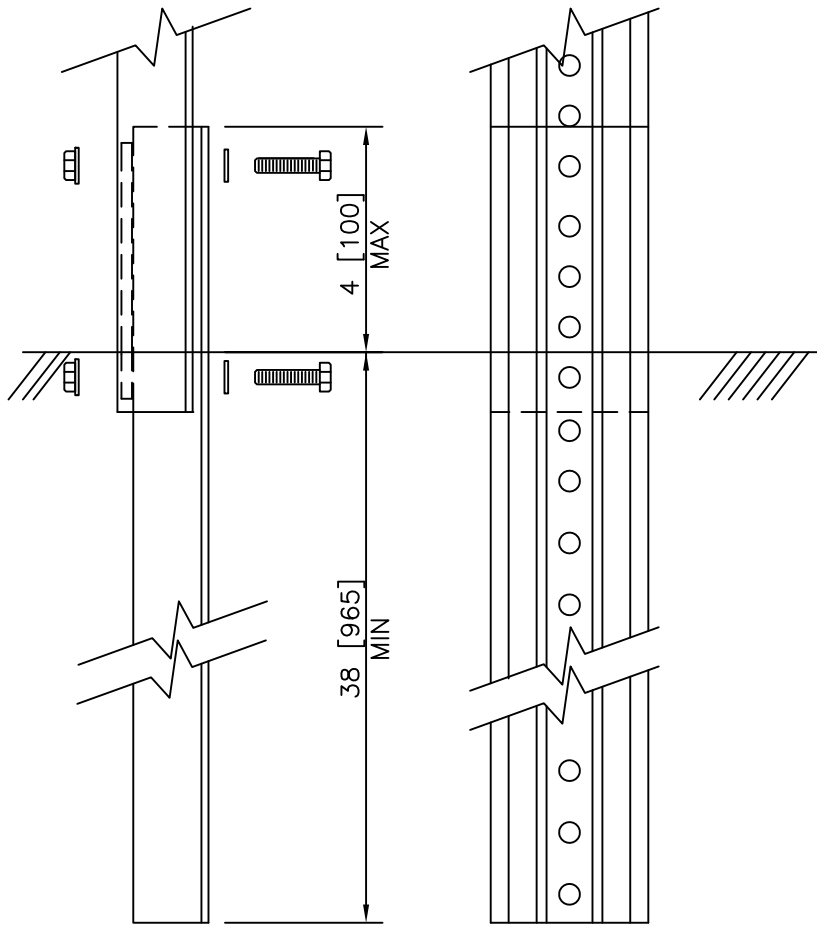
NUCOR STEEL MARION, INC.

5/16 [7.9] SELF-LOCKING FLANGE NUT

THREADED SPACER BAR
(SEE DETAIL B)

5/16 [7.9] WASHER

5/16 [7.9] X 1 1/2 [37.5] - 18 UNC BOLT
(1,240 MPa TENSILE)



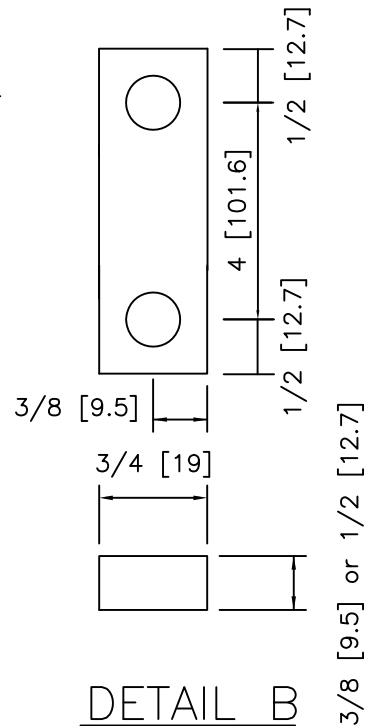
SIDE

FRONT

DETAIL A

SPLICE CONNECTION

DETAIL C
CONNECTORS
(PROPRIETARY)



DETAIL B

LAP SPLICE
SPACER BAR
(PROPRIETARY)

UNITS: IN [MM]

LAP SPLICE BREAKAWAY SYSTEM



SSP04a-c

SHEET NO.

DATE:

3 of 4

09/12/2014

APPROVALS

FHWA Acceptance Letter SS-13, August 31, 1989
FHWA Acceptance Letter SS-13a, October 2, 1989
FHWA Acceptance Letter SS-13b, December 12, 1991
FHWA Acceptance Letter SS-13c, December 27, 1991
FHWA Acceptance Letter SS-13d, July 18, 1996
FHWA Acceptance Letter SS-56, July 13, 1995
FHWA Acceptance Letter SS-56A, March 14, 1996

CONTACT INFORMATION

The Nucor Steel Marion Inc.,
912 Cheney Avenue, Marion, Ohio 43301-1801
(800) 333-4011
(740) 383-6429 Fax
www.nucorhighway.com

** All Nucor Steel Marion Inc. products are produced from 100% recycled steel.*



LAP SPLICE BREAKAWAY SYSTEM

SSP04a-c

NUCOR

**BAR MILL GROUP
NUCOR STEEL MARION, INC.**

SHEET NO.

DATE

4 of 4

09/12/2014